

Pricelist SS 2024

SEK | Valid 1 Feb 2024 - 31 July 2024



GREEN
FURNITURE
CONCEPT


Table of contents

ASCENT SEATING	4	SEAMLESS TABLE	43
Next level seating	5	Create your own space	44
Popular Configurations	6	Popular Configurations	45
Modules, Double-Sided	7	Seamless Table Modules	46
Modules, Single-Sided	10	Customization Charges	47
Customization Charges	16		
NOVA C SEATING	17	ACCESSORIES	48
Flexible and efficient	18	Smart and sustainable	49
Popular Configurations	19	Recycle Bin	50
Modules, Single-Sided	24	Planter	51
Modules, Double-Sided	27	Planter Divider	52
Kid-Friendly Modules	29	Add-ons	54
Accessible Seating Modules	30	Customization Charges	54
Lounge Modules	35		
Standing/Leaning Modules	37	FINISHES & MATERIALS	55
Add-ons	39	The choice is yours	55
Privacy Screens / Room Dividers	41		
Customization Charges	42		

How can we help?

We hope you will find what you are looking for in this pricelist. If not, please feel free to contact us. We are here to help you.

+46 (0)40 600 93 30



Gina Fagone
Sales Support & Coordinator



Larissa Teske
Project Manager



ASCENT SEATING

Next level seating	5
Popular Configurations	6
Modules, Double-Sided	7
Modules, Single-Sided	10
Customization Charges	16

Next level seating

Ascent is a seating system that elevates public space furniture to new heights.

The seatings was created in consultation with architects and planners to create a flexible, modular system that could change and adapt as its surroundings evolve. Designed with placemaking in mind, Ascent's soft contours, smooth textures, and sustainable wood make public space interiors warmer and more welcoming.



PRODUCT

Ascent Crossroads, standard colour
Leaf Lamp Tree M*
Extension Plate














ART. NO

BA00055_S 363,300 SEK
LLT230_C 118,400 SEK
LLT01 13,900 SEK

**Green mix, no setup cost*










Popular Configurations

Ascent Seating

Information	Article number	Image	Link to drawing	Weight	Description	Standard colour (CODE_S)	Mix/custom colour (CODE_C)
<p>Double-sided configurations with back.</p> <p>Configuration possibilities are endless, consult our online planning tool or one of our design consultants to create your own.</p> <p>Modules are free-standing. When floor fastening is required refer to the "Customization Charges" ASC_CF11 (charged per Kit). For single benches four kits are required per configuration and for double benches eight kits are required per configuration. For configurations larger than six modules more kits are required. Advise sales for further support.</p> <p>Made of wooden ribs and a steel frame. Consult colour guide for colour options.</p> <p>A setup fee applies for most customizations.</p>	BA00050			336 kg	Ascent Straight	327,400 kr	345,800 kr
	BA00051			164 kg	Ascent Bracket	211,800 kr	223,800 kr
	BA00052			167 kg	Ascent Omega	266,200 kr	281,400 kr
	BA00053			292 kg	Ascent Wiggly	292,200 kr	308,600 kr
	BA00054			292 kg	Ascent Tilde	292,200 kr	308,600 kr
	BA00055			480 kg	Ascent Crossroad	363,300 kr	384,000 kr
							










Modules, Double-Sided

Ascent Double Back

Information	Article number	Image	Link to drawing	Weight	Description	Standard colour (CODE_S)	Mix/custom colour (CODE_C)
<p>This is a double-sided beam seat with backrest.</p> <p>Modules are free-standing. When floor fastening is required refer to the "Customization Charges" ASC_CF11 (charged per Kit). For single benches four kits are required per configuration and for double benches eight kits are required per configuration. For configurations larger than six modules more kits are required. Advise sales for further support.</p> <p>Made of wooden slats, an aluminium beam and steel legs. Consult colour guide for colour options.</p> <p>Custom curves are not possible.</p> <p>A setup fee applies for most customizations.</p>	BA00003			83 kg	Ascent Double Back 200, 8 seats	64,000 kr	67,300 kr
	BA00039			53 kg	Ascent Double Back 100, 4 seats	39,300 kr	42,600 kr
	BA00007			67 kg	Ascent Double Back 60°, 6 seats	54,400 kr	57,600 kr
	BA00019			18 kg	Ascent Double Back Endpiece, 1 seats	13,500 kr	14,000 kr
							








Modules, Double-Sided

Ascent Double Bench

Information	Article number	Image	Link to drawing	Weight	Description	Standard colour (CODE_S)	Mix/custom colour (CODE_C)
<p>This is a double-sided beam seat without backrest.</p> <p>Modules are free-standing. When floor fastening is required refer to the "Customization Charges" ASC_CF11 (charged per Kit). For single benches four kits are required per configuration and for double benches eight kits are required per configuration. For configurations larger than six modules more kits are required. Advise sales for further support.</p> <p>Made of wooden slats, an aluminium beam and steel legs. Consult colour guide for colour options.</p> <p>Custom curves are not possible.</p> <p>A setup fee applies for most customizations.</p> 	BA00004			73 kg	Ascent Double Bench 200, 8 seats	57,300 kr	60,300 kr
	BA00040			48 kg	Ascent Double Bench 100, 4 seats	36,000 kr	38,900 kr
	BA00008			61 kg	Ascent Double Bench 60°, 6 seats	49,400 kr	52,300 kr
	BA00013			18 kg	Ascent Double Bench Endpiece, 1 seats	11,300 kr	11,900 kr














Modules, Double-Sided

Ascent Double Rise

Information	Article number	Image	Link to drawing	Weight	Description	Standard colour (CODE_S)	Mix/custom colour (CODE_C)
<p>These double-sided ascent modules transition from bench to backrest in one single module</p> <p>Custom curves are not possible. Product does not ship fully assembled in order to allow stacking. It is possible to ship fully-assembled modules, however, stacking is not possible in this case.</p> <p>Modules are free-standing. When floor fastening is required refer to the "Customization Charges" ASC_CF11 (charged per Kit). For single benches four kits are required per configuration and for double benches eight kits are required per configuration. For configurations larger than six modules more kits are required. Advise sales for further support.</p> <p>Made of wooden slats, an aluminium beam and steel legs. Consult colour guide for colour options.</p> <p>A setup fee applies for most customizations.</p> 	BA00005			75 kg	Ascent Double Rise, 8 seats	76,200 kr	80,500 kr
	BA00009			64 kg	Ascent Double Rise Curved Right 60°, 6 seats	67,400 kr	71,200 kr
	BA00010			64 kg	Ascent Double Rise Curved Left 60°, 6 seats	67,400 kr	71,200 kr










Modules, Single-Sided

Ascent Back

Information	Article number	Image	Link to drawing	Weight	Description	Standard colour (CODE_s)	Mix/custom colour (CODE_C)
<p>This is a single-sided beam seat with backrest.</p> <p>Product does not ship fully assembled in order to allow stacking. It is possible to ship fully-assembled modules, however, stacking is not possible in this case.</p> <p>Modules are free-standing. When floor fastening is required refer to the "Customization Charges" ASC_CF11 (charged per Kit). For single benches four kits are required per configuration and for double benches eight kits are required per configuration. For configurations larger than six modules more kits are required. Advise sales for further support.</p> <p>Made of wooden slats, an aluminium beam and steel legs. Consult colour guide for colour options.</p> <p>Custom curves are not possible.</p> <p>A setup fee applies for most customizations.</p>	BA00006			55 kg	Ascent Single Back 200, 4 seats	39,100 kr	41,200 kr
	BA00038			35 kg	Ascent Single Back 100, 2 seats	26,100 kr	28,200 kr
	BA00012			33 kg	Ascent Single Back Concave 60°, 3 seats	33,600 kr	35,600 kr
	BA00011			42 kg	Ascent Single Back Convex 60°, 3 seats	42,100 kr	44,700 kr
	BA00018			12 kg	Ascent Single Back Endpiece Left, 0,5 seat	9,400 kr	9,700 kr
	BA00017			12 kg	Ascent Single Back Endpiece Right, 0,5 seat	9,400 kr	9,700 kr
							





Add-ons

Ascent Armrest

Information	Article number	Image	Link to drawing	Weight	Description	Standard colour (CODE_S)	Mix/custom colour (CODE_C)
<p>These armrests are made with a steel frame and a wooden top. The Armrest can be placed between seats of Ascent Single Back, Ascent Double Back, Ascent Double Bench and Ascent Double Rise. The only position it can't be placed in is where two modules is connecting to each other.</p> <p>Accessibility Armrests are longer and protrudes over the edge of the seat to make it easier to get up and to meet healthcare regulations.</p> <p>The Elevated Accessibility Armrests has the same qualifications as the Accessibility Armrests but are also elevated for even further support. It can only be used together with, and in between, the Ascent Elevated Seats.</p> <p>Ascent Elevated Accessibility Transition Armrest has the same qualifications as the Elevated Accessibility Armrests but must be used to transition onto an elevated section.</p> <p>A setup fee applies for most customizations.</p> 	BA00014			3 kg	Ascent Armrest Kit	3,300 kr	3,600 kr
	BA00043			3 kg	Ascent Accessibility Armrest	4,200 kr	4,500 kr
	BA00044			3 kg	Ascent Elevated Accessibility Armrest	4,200 kr	4,500 kr
	BA00045			3 kg	Ascent Elevated Accessibility End Armrest	4,200 kr	4,500 kr

Add-ons







Ascent Table

Information	Article number	Image	Link to drawing	Weight	Description	Standard colour (CODE_S)	Mix/custom colour (CODE_C)
<p>These tables are made with a steel frame and a wooden top. The Ascent Table can be placed between multiple seats of Ascent Single Back, Ascent Double Back, Ascent Double Bench and Ascent Double Rise. The only position it can't be placed in is where two modules is connected to each other.</p> <p>The Elevated Table Kit 1 is an elevated table suited for our health care series.</p> <p>A setup fee applies for most customizations.</p>	BA00015			3.5 kg	Ascent Table Kit	5,000 kr	5,300 kr
	BA00042			3.5 kg	Ascent Elevated Table Kit	5,900 kr	6,200 kr



Add-ons





Ascent Seat Cushion

Information	Article number	Image	Link to drawing	Weight	Description	Standard colour (CODE_S)	Mix/custom colour (CODE_C)
<p>The padding is made from soft coconut fibres and upholstered in smooth, wipe-clean, protected leather.</p> <p>The cushions are attached to the wooden parts by push buttons and can be removed and reattached when cleaning.</p> <p>The price is for one cushion and each seat requires two cushions.</p> <p>Standard colour is navy.</p> <p>A setup fee applies for most customizations.</p>	BP00099			3.5 kg	Ascent Seat Cushion	5,200 kr	5,500 kr
	BP00100			3.5 kg	Ascent Seat Cushion Convex	5,200 kr	5,500 kr
	BP00101			3.5 kg	Ascent Seat Cushion Concave	5,200 kr	5,500 kr



Add-ons





Ascent Accessibility Signage

Information	Article number	Image	Link to drawing	Weight	Description	Price
<p>Signage depicting the international symbols for accessibility are made of steel and fastened with screws to the backrest of the wooden part.</p> <p>One sign included per article number.</p>	BA00046			0,2 kg	Accessibility Signage Older	1,400 kr
	BA00047			0,2 kg	Accessibility Signage Pregnant	1,400 kr



Add-ons

Ascent Elevated Seat

Information	Article number	Image	Link to drawing	Weight	Description	Price
<p>An elevated seat to accommodate for limited mobility (PRM/ADA).</p> <p>This is an add on to the Ascent benches and one seat requires two slats (equals two elevation kits)</p> <p>Elevated Accessibility Transition Armrest must be used to transition into an elevated section. One Elevation Kit per slat required. Consult colour guide for other colour options.</p> <p>A setup fee applies for most customizations.</p>	BA00048			3.5 kg	Ascent Seat Elevation Kit for Single Slat	1,900 kr
	BA00049			3.5 kg	Ascent Seat Elevation Kit for Double Slat	3,400 kr



Customization Charges

Ascent Seating

Information	Article number	Description	Price
<p>CF1, CF2, and CF3 are applied only once per order, per customization.</p> <p>Ex: An order with 10 custom blue benches and five custom green benches will only require two customization charges.</p> <p>ASC_CF11 is charged per Kit. For single benches four kits are required per configuration and for double benches eight kits are required per configuration. For configurations larger than six modules more kits are required. Advise sales for further support.</p> <p>All other customization charges are applied per module, per seat or per wooden Add-on.</p>	CF1	Setup cost per custom wood colour (colour matching available)	8,640 kr
	CF3	Setup cost per custom colour metal (RAL)	8,640 kr
	CF5	Pre-Treatment: Flame-retardant oil for fire protection per seat	810 kr
	CF9	Pre-Treatment: Water popped wood for deeper colour intensity per seat	675 kr
	ASC_CF11	Setup cost per Kit for floor fastening	540 kr
	CF14	Setup cost per custom colour Seat Cushion	8,640 kr



NOVA C SEATING

Flexible and efficient	18
Popular Configurations	19
Modules, Single-Sided	24
Modules, Double-Sided	27
Kid-Friendly Modules	29
Accessible Seating Modules	30
Lounge Modules	35
Standing/Leaning Modules	37
Add-ons	39
Privacy Screens / Room Dividers	41
Customization Charges	42

Flexible and efficient

Our modular seating series Nova C gives you the flexibility and freedom of design to create configurations as unique as your space.

The design shapes a seamless seating line for natural flow control, while the body-conscious contours ensure comfort. The small footprint makes efficient use of the space. The configurability also goes into colours and accessories – every project can be unique.

**PRODUCT**

Nova C Back Bowtie
Planter Divider Droplet x 2






















ART. NO

NBAC11_S
A01B_11

152,000 SEK
17,400 SEK x 2






















Popular Configurations

Nova C Bench

Information	Article number	Image	Link to drawing	Weight	Description	Standard colour (CODE_S)	Mix/custom colour (CODE_C)
<p>Configurations without back.</p> <p>Configuration possibilities are endless, consult our online planning tool or one of our design consultants to create your own.</p> <p>Modules are free-standing. Holes for floor bolting can be added to the legs upon request. Setup cost CF11 applies per module.</p> <p>Made of wooden ribs and a steel frame. Consult colour guide for colour options.</p> <p>A setup fee applies for most customizations.</p> 	NBEC1			184 kg	Nova C Bench Circle, 16 seats	156,000 kr	164,800 kr
	NBEC2			92 kg	Nova C Bench Bracket, 8 seats	78,000 kr	82,400 kr
	NBEC3			138 kg	Nova C Bench Omega, 12 seats	117,000 kr	123,600 kr
	NBEC4			368 kg	Nova C Bench Infinity, 32 seats	312,000 kr	329,600 kr
	NBEC5			138 kg	Nova C Bench Tilde, 12 seats	117,000 kr	123,600 kr
	NBEC6			92 kg	Nova C Bench Wiggly, 8 seats	78,000 kr	82,400 kr
	NBEC7			92 kg	Nova C Bench Donut, 8 seats	78,000 kr	82,400 kr
	NBEC8			92 kg	Nova C Bench Straight, 8 seats	78,000 kr	82,400 kr
	NBEC9			138 kg	Nova C Bench Ondular, 12 seats	117,000 kr	123,600 kr
	NBEC10			138 kg	Nova C Bench Stadium, 12 seats	117,000 kr	123,600 kr

Popular Configurations

Nova C Back










Information	Article number	Image	Link to drawing	Weight	Description	Standard colour (CODE_S)	Mix/custom colour (CODE_C)
<p>Configurations with back.</p> <p>Configuration possibilities are endless, consult our online planning tool or one of our design consultants to create your own.</p> <p>Modules are free-standing. Holes for floor bolting can be added to the legs upon request. Setup cost CF11 applies per module.</p> <p>Made of wooden ribs and a steel frame. Consult colour guide for colour options.</p> <p>A setup fee applies for most customizations.</p> 	NBAC1			224 kg	Nova C Back Circle, 16 seats	152,000 kr	160,800 kr
	NBAC2			112 kg	Nova C Back Bracket Concave, 8 seats	76,000 kr	80,400 kr
	NBAC3			168 kg	Nova C Back Omega Concave, 12 seats	114,000 kr	120,600 kr
	NBAC4			448 kg	Nova C Back Infinity, 32 seats	304,000 kr	321,600 kr
	NBAC5			112 kg	Nova C Back Donut, 8 seats	76,000 kr	80,400 kr
	NBAC6			112 kg	Nova C Back Straight, 8 seats	76,000 kr	80,400 kr
	NBAC7			112 kg	Nova C Back Wiggly, 8 seats	76,000 kr	80,400 kr
	NBAC8			168 kg	Nova C Back Ondular, 12 seats	114,000 kr	120,600 kr
	NBAC9			168 kg	Nova C Back Tilde, 12 seats	114,000 kr	120,600 kr
	NBAC10			168 kg	Nova C Back Stadium, 12 seats	114,000 kr	120,600 kr



cont.














Popular Configurations

Cont. **Nova C Back**

Information	Article number	Image	Link to drawing	Weight	Description	Standard colour (CODE_S)	Mix/custom colour (CODE_C)
	NBAC11			224 kg	Nova C Back Bowtie, 16 seats (note: planter not included)	152,000 kr	160,800 kr
	NBAC12			112 kg	Nova C Back Droplet, 8 seats (note: planter not included)	76,000 kr	80,400 kr
	NBAC13			112 kg	Nova C Back Eye, 8 seats, (note: planter not included)	76,000 kr	80,400 kr
	NBAC14			112 kg	Nova C Back Bracket Convex	76,000 kr	80,400 kr
							














Popular Configurations

Nova C Double Back

Information	Article number	Image	Link to drawing	Weight	Description	Standard colour (CODE_S)	Mix/custom colour (CODE_C)
<p>Double-sided configurations with back.</p> <p>Configuration possibilities are endless, consult our online planning tool or one of our design consultants to create your own.</p> <p>Modules are free-standing. Holes for floor bolting can be added to the legs upon request. Setup cost CF11 applies per module.</p> <p>Made of wooden ribs and a steel frame. Consult colour guide for colour options.</p> <p>A setup fee applies for most customizations.</p>	NBADC1			268 kg	Nova C Double Back Straight, 16 seats	223,600 kr	236,800 kr
	NBADC2			304 kg	Nova C Double Back Bracket, 26 seats	257,200 kr	270,800 kr
	NBADC3			436 kg	Nova C Double Back Omega, 36 seats	351,400 kr	369,600 kr
	NBADC4			436 kg	Nova C Double Back Ondular, 36 seats	351,400 kr	369,600 kr
	NBADC5			436 kg	Nova C Double Back Tilde, 36 seats	351,400 kr	369,600 kr
	NBADC6			304 kg	Nova C Double Back Wiggly, 26 seats	257,200 kr	270,800 kr
							














Popular Configurations

Nova C Crossroads (without planters)

Information	Article number	Image	Link to drawing	Weight	Description	Standard colour (CODE_S)	Mix/custom colour (CODE_C)
<p>Single and double-sided configurations with back.</p> <p>Configuration possibilities are endless, consult our online planning tool or one of our design consultants to create your own.</p> <p>Modules are free-standing. Holes for floor bolting can be added to the legs upon request. Setup cost CF11 applies per module.</p> <p>Made of wooden ribs and a steel frame. Consult colour guide for colour options.</p> <p>A setup fee applies for most customizations.</p>	NBXC1			396 kg	Nova C Crossroads 3, 33 seats	333,300 kr	353,100 kr
	NBXC2			452 kg	Nova C Crossroads 4, 44 seats	444,400 kr	470,800 kr
	NBXC3			255 kg	Nova C Crossroads 3 Small, 27 seats	276,300 kr	292,800 kr
	NBXC4			340 kg	Nova C Crossroads 4 Small, 36 seats	368,400 kr	390,400 kr
	NBXC5			420 kg	Nova C Fidget, 30 seats	285,000 kr	301,500 kr
	NBXC6			147 kg	Nova C Fidget Small, 15 seats	160,200 kr	170,100 kr
							

Modules, Single-Sided


Nova C Bench

Information	Article number	Image	Link to drawing	Weight	Description	Standard colour (CODE_S)	Mix/custom colour (CODE_C)
<p>Modules without backrest.</p> <p>Can only be clipped to other Nova C Bench modules.</p> <p>Modules are free-standing. Holes for floor bolting can be added to the legs upon request. Setup cost CF11 applies per module.</p> <p>Made of wooden ribs and a steel frame. Consult colour guide for colour options.</p> <p>A setup fee applies for most customizations.</p>	NBE1			23 kg	Nova C Bench 100, 2 seats	19,500 kr	20,600 kr
	NBE2_30			23 kg	Nova C Bench 30°, 2 seats	19,500 kr	20,600 kr
	NBE2_45			23 kg	Nova C Bench 45°, 2 seats	19,500 kr	20,600 kr
	NBE2_90			23 kg	Nova C Bench 90°, 2 seats	19,500 kr	20,600 kr
	NBE5			29 kg	Nova C Bench 150, 3 seats	25,400 kr	26,500 kr
	NBE2_XX			23 kg	Nova C Bench - Custom angle/radius, 2 seats	19,500 kr	20,600 kr
							

Modules, Single-Sided

Nova C Back

Information	Article number	Image	Link to drawing	Weight	Description	Standard colour (CODE_S)	Mix/custom colour (CODE_C)
<p>Modules with backrest.</p> <p>Cannot be clipped to the Nova C Bench modules.</p> <p>Can be clipped to the Nova C Back and Double Back.</p> <p>Modules are free-standing. Holes for floor bolting can be added to the legs upon request. Setup cost CF11 applies per module.</p> <p>Made of wooden ribs and a steel frame. Consult colour guide for colour options.</p> <p>A setup fee applies for most customizations.</p>	NBA1			28 kg	Nova C Back 100, 2 seats	19,000 kr	20,100 kr
	NBA3_30			28 kg	Nova C Back Convex 30°, 2 seats	19,000 kr	20,100 kr
	NBA3_45			28 kg	Nova C Back Convex 45°, 2 seats	19,000 kr	20,100 kr
	NBA3_90			28 kg	Nova C Back Convex 90°, 2 seats	19,000 kr	20,100 kr
	NBA4_30			28 kg	Nova C Back Concave 30°, 2 seats	19,000 kr	20,100 kr
	NBA4_45			28 kg	Nova C Back Concave 45°, 2 seats	19,000 kr	20,100 kr
	NBA4_60			28 kg	Nova C Back Concave 60°, 2 seats	19,000 kr	20,100 kr
	NBA4_90			28 kg	Nova C Back Concave 90°, 2 seats	19,000 kr	20,100 kr
	NBA5			35 kg	Nova C Back 150, 3 seats	23,000 kr	24,200 kr
	NBA6_L			28 kg	Nova C Back S-curve L, 2 seats	19,000 kr	20,100 kr



cont.















Modules, Single-Sided

Cont. Nova C Back

Information	Article number	Image	Link to drawing	Weight	Description	Standard colour (CODE_S)	Mix/custom colour (CODE_C)
	NBA6_R			28 kg	Nova C Back S-curve R, 2 seats	19,000 kr	20,100 kr
	NBA3_XX			28 kg	Nova C Back - Custom angle/radius convex, 2 seats	19,000 kr	20,100 kr
	NBA4_XX			28 kg	Nova C Back - Custom angle/radius concave, 2 seats	19,000 kr	20,100 kr
	NBA7_L			11 kg	Nova C Back Endpiece Left, 1.5 seats	19,700 kr	20,900 kr
	NBA7_R			11 kg	Nova C Back Endpiece Right, 1.5 seats	19,700 kr	20,900 kr
	NBA8			8 kg	Nova C Back Corner	18,400 kr	19,500 kr

Modules, Double-Sided
















Nova C Double Bench

Information	Article number	Image	Link to drawing	Weight	Description	Standard colour (CODE_S)	Mix/custom colour (CODE_C)
<p>Double-sided module without back.</p> <p>Can be clipped to the Nova C Double Back and Double Bench modules.</p> <p>Modules are free-standing. Holes for floor bolting can be added to the legs upon request. Setup cost CF11 applies per module.</p> <p>The end-piece module (NBED7) cannot stand alone - must always be connected to another module.</p> <p>Made of wooden ribs and a steel frame. Consult colour guide for colour options.</p> <p>A setup fee applies for most customizations.</p>	NBED1			51 kg	Nova C Double Bench 100 - 4 seats	31,500 kr	33,500 kr
	NBED2_30			60 kg	Nova C Double Bench 30°, 5 seats	38,000 kr	40,000 kr
	NBED2_45			60 kg	Nova C Double Bench 45°, 5 seats	38,000 kr	40,000 kr
	NBED5			70 kg	Nova C Double Bench 150, 6 seats	34,600 kr	36,500 kr
	NBED2_XX			51 kg	Nova C Double Bench - Custom angle/radius -24°, 4 seats	31,500 kr	33,500 kr
	NBED2_X1			60 kg	Nova C Double Bench - Custom angle/radius +24°, 5 seats	38,000 kr	40,000 kr
	NBED7			21 kg	Nova C Double Bench Endpiece, 3 seats	33,100 kr	35,100 kr







Modules, Double-Sided

Nova C Double Back

Information	Article number	Image	Link to drawing	Weight	Description	Standard colour (CODE_S)	Mix/custom colour (CODE_C)
<p>Double-sided module with back.</p> <p>Can be clipped to Nova C Back, Double Back and Double Bench modules.</p> <p>Modules are free-standing. Holes for floor bolting can be added to the legs upon request. Setup cost CF11 applies per module.</p> <p>The end-piece module (NBAD7) cannot stand alone - must always be clipped to another module.</p> <p>Made of wooden ribs and a steel frame. Consult colour guide for colour options.</p> <p>A setup fee applies for most customizations.</p> 	NBAD1			57 kg	Nova C Double Back 100, 4 seats	38,700 kr	40,900 kr
	NBAD2_30			66 kg	Nova C Double Back 30°, 5 seats	44,500 kr	46,800 kr
	NBAD2_45			66 kg	Nova C Double Back 45°, 5 seats	47,100 kr	49,400 kr
	NBAD5			71 kg	Nova C Double Back 150, 6 seats	48,100 kr	50,300 kr
	NBAD2_XX			66 kg	Nova C Double Back - Custom angle/radius -24°, 4 seats	38,700 kr	40,900 kr
	NBAD2_X1			66 kg	Nova C Double Back - Custom angle/radius +24°, 5 seats	47,100 kr	49,400 kr
	NBAD7			20 kg	Nova C Double Back Endpiece, 3 seats	34,400 kr	36,600 kr

Kid-Friendly Modules




Nova C Kids

Information	Article number	Image	Link to drawing	Weight	Description	Standard colour (CODE_S)	Mix/custom colour (CODE_C)
<p>Shorter children's module without back and with caterpillar accessories.</p> <p>Ribs are placed at undulating heights. Can only be connected to other Nova C Kids modules.</p> <p>These modules are only available in a 30 degree variation. No custom curvature is available due to the undulating heights of the ribs.</p> <p>Modules are free-standing. Specific bracket for floor bolting can be added to the legs upon request. Setup cost CF11 applies per module.</p> <p>Made of wooden ribs and a steel frame. Consult colour guide for colour options.</p> <p>A setup fee applies for most customizations.</p>	NBEK1			30 kg	Nova C Kids Head 30°, 2 seats	26,600 kr	27,700 kr
	NBEK2			30 kg	Nova C Kids Body 30°, 2 seats	22,600 kr	23,700 kr



Accessible Seating Modules

Nova C Back Elevation Step

Information	Article number	Image	Link to drawing	Weight	Description	Standard colour (CODE_S)	Mix/custom colour (CODE_C)
<p>Accessible seating module with back, used to transition onto an elevated section for PRM/ADA requirements.</p> <p>NBAE1 has the length 1125mm/ 39 ¼ in to enable two complete seats.</p> <p>Must be clipped on one side to the standard Nova C Back or Double Back and on the other side to an elevation module.</p> <p>Modules are free-standing. Holes for floor bolting can be added to the legs upon request. Setup cost CF11 applies per module.</p> <p>Made of wooden ribs and a steel frame. Consult colour guide for colour options.</p> <p>A setup fee applies for most customizations.</p>	NBAE1_L			28 kg	Nova C Back Elevation Step Left, 2 seats	21,600 kr	22,700 kr
	NBAE1_R			28 kg	Nova C Back Elevation Step Right, 2 seats	21,600 kr	22,700 kr



Accessible Seating Modules

Nova C Back Elevation







Information	Article number	Image	Link to drawing	Weight	Description	Standard colour (CODE_S)	Mix/custom colour (CODE_C)
<p>Accessible seating module with back and an elevated seat for users with limited mobility (PRM/ADA).</p> <p>NBAE1 has the length 1125mm/ 39 ¼ in to enable two complete seats.</p> <p>Can only be connected to other Nova C Elevation modules</p> <p>Modules are free-standing. Holes for floor bolting can be added to the legs upon request. Setup cost CF11 applies per module.</p> <p>Made of wooden ribs and a steel frame. Consult colour guide for colour options.</p> <p>A setup fee applies for most customizations.</p>	NBAE1			30 kg	Nova C Back Elevation, 2 seats	21,500 kr	22,700 kr
	NBAE3_30			28 kg	Nova C Back Elevation Convex 30°, 2 seats	21,500 kr	21,900 kr
	NBAE3_45			28 kg	Nova C Back Elevation Convex 45°, 2 seats	21,500 kr	21,900 kr
	NBAE3_90			28 kg	Nova C Back Elevation Convex 90°, 2 seats	21,500 kr	23,100 kr
	NBAE4_30			28 kg	Nova C Back Elevation Concave 30°, 2 seats	21,500 kr	21,900 kr
	NBAE4_45			28 kg	Nova C Back Elevation Concave 45°, 2 seats	21,500 kr	21,900 kr
	NBAE4_90			28 kg	Nova C Back Elevation Concave 90°, 2 seats	21,500 kr	22,900 kr
	NBAE6_R			28 kg	Nova C Back Elevation S-curve Right, 2 seats	21,500 kr	22,700 kr
	NBAE6_L			28 kg	Nova C Back Elevation S-curve Left, 2 seats	21,500 kr	22,700 kr
	NBAE3_XX			28 kg	Nova C Back Elevation Concave Custom angle/radius, 2 seats	21,500 kr	22,700 kr



cont.




Accessible Seating Modules

Cont. Nova C Back Elevation

Information	Article number	Image	Link to drawing	Weight	Description	Standard colour (CODE_S)	Mix/custom colour (CODE_C)
	NBAE4_XX			28 kg	Nova C Back Elevation Convex Custom angle/radius, 2 seats	21,500 kr	22,700 kr
	NBAE7_L			11 kg	Nova C Back Elevation Endpiece Left, 1.5 seats	21,400 kr	22,600 kr
	NBAE7_R			11 kg	Nova C Back Elevation Endpiece Right, 1.5 seats	21,400 kr	22,600 kr


Accessible Seating Modules


Nova C Double Back Elevation Step

Information	Article number	Image	Link to drawing	Weight	Description	Standard colour (CODE_S)	Mix/custom colour (CODE_C)
<p>Double-sided accessible seating module with back, used to transition into an elevated section for PRM/ADA requirements. NBADE1 has the length 1125mm/ 39 ¼ in to enable 2+2 complete seats.</p> <p>Must be clipped on one side to the standard Nova C Back or Double Back and on the other side to an elevation module.</p> <p>Modules are free-standing. Holes for floor bolting can be added to the legs upon request.</p> <p>Made of wooden ribs and a steel frame. Consult colour guide for colour options.</p> <p>A setup fee applies for most customizations.</p>	NBADE1			57 kg	Nova C Double Back Elevation Step, 4 seats	40,200 kr	41,300 kr
							

Accessible Seating Modules


















Nova C Double Back Elevation

Information	Article number	Image	Link to drawing	Weight	Description	Standard colour (CODE_S)	Mix/custom colour (CODE_C)
<p>Double-sided accessible seating module with back and an elevated seat for users with limited mobility (PRM/ADA). NBADEE1 has the length 1125mm/ 39 ¼ in to enable 2+2 complete seats.</p> <p>Can only be connected to other Nova C Elevation modules.</p> <p>Modules are free-standing. Holes for floor bolting can be added to the legs upon request. Setup cost CF11 applies per module.</p> <p>Made of wooden ribs and a steel frame. Consult colour guide for colour options.</p> <p>A setup fee applies for most customizations.</p>	NBADEE1			59 kg	Nova C Double Back Elevation, 4 seats	42,600 kr	44,800 kr
	NBADEE2_30			66 kg	Nova C Double Back Elevation 30°, 5 seats	48,400 kr	50,600 kr
	NBADEE2_45			66 kg	Nova C Double Back Elevation 45°, 5 seats	48,500 kr	50,700 kr
	NBADEE2_XX			57 kg	Nova C Double Back Elevation, Custom angle/radius -24°, 4 seats	42,600 kr	44,800 kr
	NBADEE2_X1			66 kg	Nova C Double Back Elevation, Custom angle/radius +24°, 5 seats	48,500 kr	50,700 kr
	NBADEE7			20 kg	Nova C Double Back Elevation, Endpiece, 3 seats	35,800 kr	38,000 kr









Lounge Modules

Nova C Lounge

Information	Article number	Image	Link to drawing	Weight	Description	Standard colour (CODE_S)	Mix/custom colour (CODE_C)
<p>Lounge module with back in a reclined position.</p> <p>Can only be clipped to other Nova C Lounge modules.</p> <p>Lounge Table is required between every module.</p> <p>Modules are free-standing. Holes for floor bolting can be added to the legs upon request. Setup cost CF11 applies per module.</p> <p>Made of wooden ribs and a steel frame. Consult colour guide for colour options.</p> <p>A setup fee applies for most customizations.</p> 	NRE1			49 kg	Nova C Lounge, 2 seats	38,300 kr	40,300 kr
	NRE3_15			49 kg	Nova C Lounge Convex 15°, 2 seats	38,300 kr	40,300 kr
	NRE3_30			49 kg	Nova C Lounge Convex 30°, 2 seats	38,300 kr	40,300 kr
	NRE4_15			49 kg	Nova C Lounge Concave 15°, 2 seats	38,300 kr	40,300 kr
	NRE4_30			49 kg	Nova C Lounge Concave 30°, 2 seats	38,300 kr	40,300 kr
	NRE4_XX			49 kg	Nova C Lounge, Custom Concave angle/radius, 2 seats	38,300 kr	40,300 kr
	NRE3_XX			49 kg	Nova C Lounge, Custom Convex angle/radius, 2 seats	38,300 kr	40,300 kr
	NRE_T			5 kg	Nova C Lounge Table	15,600 kr	16,000 kr

Lounge Modules


Nova C Lounge Double

Information	Article number	Image	Link to drawing	Weight	Description	Standard colour (CODE_S)	Mix/custom colour (CODE_C)
<p>Double-sided lounge module with back in a reclined position.</p> <p>Can only be clipped to other Nova C Lounge modules.</p> <p>Lounge Table is required between every module. Modules are free-standing. Holes for floor bolting can be added to the legs upon request. Setup cost CF11 applies per module.</p> <p>Made of wooden ribs and a steel frame. Consult colour guide for colour options.</p> <p>A setup fee applies for most customizations.</p>	NRED1			98 kg	Nova C Lounge Double, 4 seats	70,600 kr	74,500 kr
	NRED2_15			98 kg	Nova C Lounge Double 15°, 4 seats	70,600 kr	74,500 kr
	NRED2_XX			98 kg	Nova C Lounge Double, Custom angle/radius, 4 seats	70,600 kr	74,500 kr












Standing/Leaning Modules

Nova C Perch

Information	Article number	Image	Link to drawing	Weight	Description	Standard colour (CODE_S)	Mix/custom colour (CODE_C)
<p>Single-sided standing bench module.</p> <p>Can be connected to Nova C Perch single and double-sided modules.</p> <p>Requires floor-bolting.</p> <p>Made of wooden ribs and a steel frame.</p> <p>Consult colour guide for colour options.</p> <p>A setup fee applies for most customizations.</p>	NPE1			24 kg	Nova C Perch 100, 2 seats	18,200 kr	18,900 kr
	NPE3_30			24 kg	Nova C Perch convex 30°, 2 seats	18,200 kr	18,900 kr
	NPE3_45			24 kg	Nova C Perch convex 45°, 2 seats	18,200 kr	18,900 kr
	NPE4_30			24 kg	Nova C Perch concave 30°, 2 seats	18,200 kr	18,900 kr
	NPE4_45			24 kg	Nova C Perch concave 45°, 2 seats	18,200 kr	18,900 kr
	NPE3_XX			24 kg	Nova C Perch, Custom angle/radius, convex	18,200 kr	18,900 kr
	NPE4_XX			24 kg	Nova C Perch, Custom angle/radius, concave	18,200 kr	18,900 kr
							







Standing/Leaning Modules

Nova C Perch Double

Information	Article number	Image	Link to drawing	Weight	Description	Standard colour (CODE_S)	Mix/custom colour (CODE_C)
<p>Double-sided standing bench module.</p> <p>Can be connected to Nova C Perch single and double-sided modules.</p> <p>Requires floor-bolting.</p> <p>Made of wooden ribs and a steel frame. Consult colour guide for colour options.</p> <p>A setup fee applies for most customizations.</p>	NPED1			30 kg	Nova C Perch Double 100, 4 seats	25,300 kr	26,700 kr
	NPED2_30			30 kg	Nova C Perch Double 30°, 5 seats	25,300 kr	26,700 kr
	NPED2_45			30 kg	Nova C Perch Double 45°, 5 seats	25,300 kr	26,700 kr
	NPED2_XX			30 kg	Nova C Perch Double, Custom angle/radius	25,300 kr	26,700 kr
							

Add-ons

Nova C Armrest

Information	Article number	Image	Link to drawing	Weight	Description	Price
Powder-coated steel armrest. Recommended to be placed in the centre of the module. A setup fee applies for most customizations.	NBE_A			1 kg	Nova C Bench - Armrest	1,400 kr
	NBA_A			1 kg	Nova C Back - Armrest	1,400 kr
	NBED_A			1 kg	Nova C Double Bench - Armrest	1,900 kr










Add-ons

Nova C Double Back, Bench to Back cover

Information	Article number	Image	Link to drawing	Weight	Description	Price
<p>This coverplate is required when transitioning from a Double Bench to a Double Back.</p> <p>A setup fee applies for most customizations.</p> 	NBAD_EC2			1 kg	Nova C Double B2B Cover	4,000 kr

Privacy Screens / Room Dividers

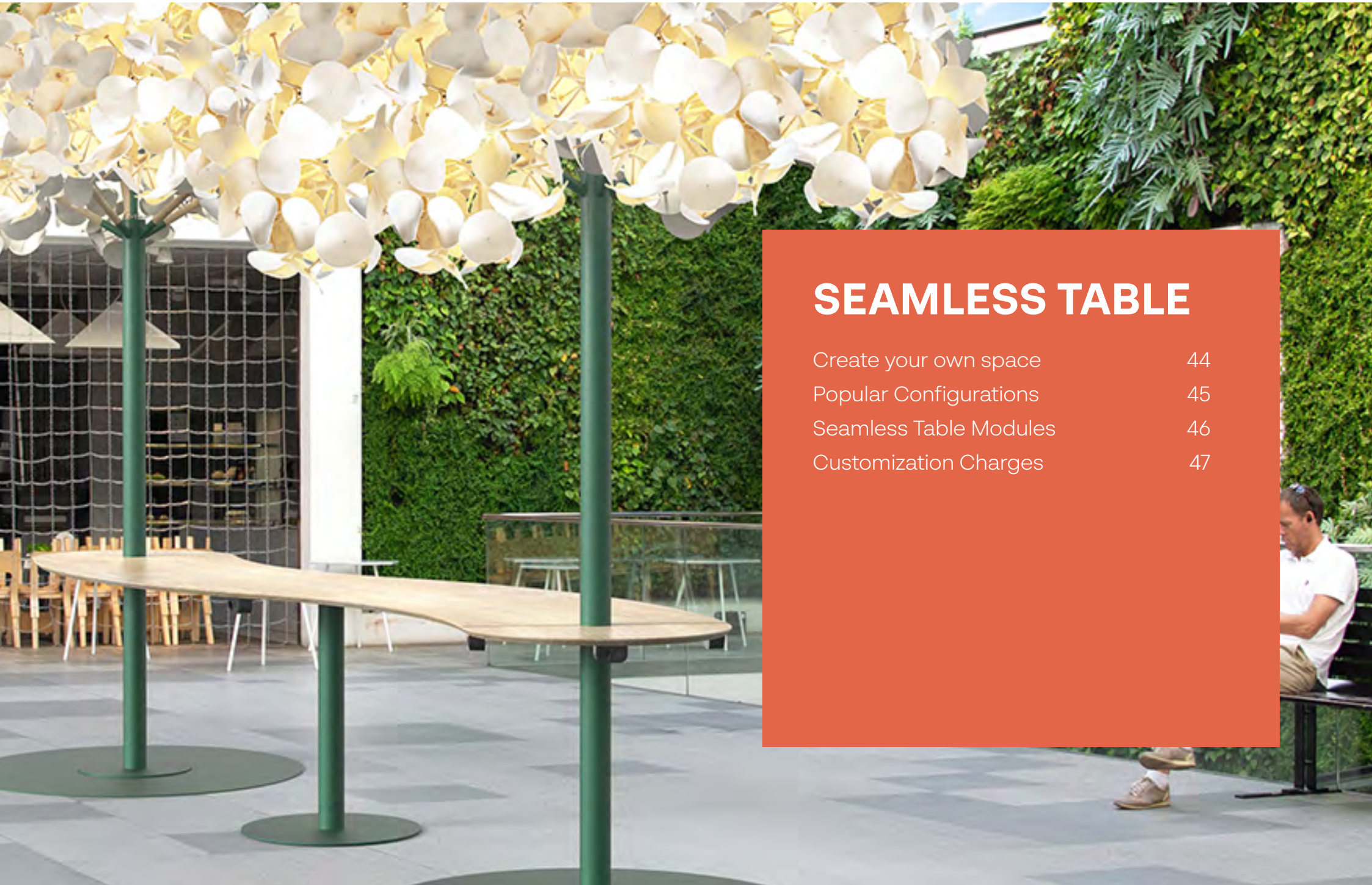
Nova C Divider

Information	Article number	Image	Link to drawing	Weight	Description	Price
<p>Dividers are a privacy screen that attaches to the Nova C back in two locations: at the top of the ribs and into the glide on the floor.</p> <p>Custom cut out patterns are possible. Clients can submit their own design or use Green design services. Made of powder-coated steel. Consult colour guide for colour options.</p> <p>A setup fee applies for most customizations.</p>	A01E_1			8 kg	Nova C Divider Convex 45°	12,100 kr
	A01E_2			13 kg	Nova C Divider Concave 45°	18,900 kr
	A01E_3			10 kg	Nova C Divider 100 Straight	16,100 kr
	A01E_4			10 kg	Nova C Divider Elevation Straight	17,600 kr
						

Customization Charges

Nova C Seating

Information	Article number	Description	Price
<p>Customization charges are not discounted.</p> <p>CF1, CF2, CF3 and CF10 are applied only once per order, per customization.</p> <p>Ex: An order with ten custom blue benches and five custom green benches will incur two customization charges.</p> <p>All other customization charges are applied per module, per seat or per wooden Add-on.</p>	CF1	Setup cost per custom wood colour (colour matching available)	8,640 kr
	CF2	Setup cost per custom angle/radius/length/height	8,640 kr
	CF3	Setup cost per custom colour metal (RAL)	8,640 kr
	CF5	Pre-Treatment: Flame-retardant oil for fire protection per seat	810 kr
	CF9	Pre-Treatment: Water popped wood for deeper colour intensity per seat	675 kr
	CF11	Setup cost for floor-bolting per module	350 kr
	CF12	Setup cost for addition of non-slip glides per module	350 kr
	CF15	Pre-Treatment: Flame-retardant oil for fire protection per wooden add on	270 kr
	CF16	Pre-Treatment: Water popped wood for deeper colour intensity per wooden add on	270 kr



SEAMLESS TABLE

Create your own space	44
Popular Configurations	45
Seamless Table Modules	46
Customization Charges	47

Create your own space

The Seamless Table is a modular tabletop design capable of creating a space within a space. The table includes charging stations and is perfect for ad-hoc meetings, eating, drinking, or working on the fly, for both groups and individuals to meet and interact.

The tabletop works in tandem with the Leaf Lamp Link Tree as “the Biophilic combo,” creating a wide variety of placemaking possibilities.

**PRODUCT**

Leaf Lamp Link Tree L Seamless Table Tilde
White wool. Standard metal and Rubio wood color)













ART. NO

LLMT300_STX1

287,800 SEK

Popular Configurations




















Leaf Lamp Link Tree with Seamless Table

Information	Article number	Image	Link to drawing	Weight	Description	Standard colour (CODE_S)	Mix/custom colour (CODE_C)
<p>These configurations are made up of a M or L Leaf Lamp Link Tree Foundation combined with Seamless Table modules.</p> <p>These items include a baseplate, that must be bolted to the ground.</p> <p>If floor-bolting is not possible, the Baseplate Extension is required. See Add-ons for details. The foliage are made of wool felt leaves on an untreated birch structure. For colour options, consult the colour guide. Price _S refers to leaf colour Natural #93 and price _C to coloured leaves (CODE_C set up cost applies see more information under Finishes & Materials). By choice of custom wood colour for the table top _C price + setup cost applies. Light bulbs are not included.</p> <p>A setup fee applies for most customizations.</p>	LLMT230_T			78 kg	Leaf Lamp Link Tree M w Table, No Power, natural, 4 places	177,400 kr	180,600 kr
	LLMT300_T			93 kg	Leaf Lamp Link Tree L w Table, No Power, natural, 4 places	191,800 kr	196,600 kr
	LLMT230_STX1			238 kg	Leaf Lamp Link Tree M Seamless Table Tilde, 18 places	273,400 kr	276,600 kr
	LLMT230_STX2			382 kg	Leaf Lamp Link Tree M Seamless Table Wiggly, 25 places	457,700 kr	460,900 kr
	LLMT230_STX3			246 kg	Leaf Lamp Link Tree M Seamless Table Straight, 20 places	273,400 kr	276,600 kr
	LLMT230_STX4			510 kg	Leaf Lamp Link Tree M Seamless Half circle, 32 places	642,000 kr	645,200 kr
	LLMT300_STX1			254 kg	Leaf Lamp Link Tree L Seamless Table Tilde, 18 places	287,800 kr	292,600 kr
	LLMT300_STX2			412 kg	Leaf Lamp Link Tree L Seamless Table Wiggly, 25 places	486,500 kr	491,300 kr
	LLMT300_STX3			262 kg	Leaf Lamp Link Tree L Seamless Table Straight, 20 places	287,800 kr	292,600 kr
	LLMT300_STX4			N/A	Leaf Lamp Link Tree L Seamless Half circle, 32 places	685,200 kr	690,000 kr





Seamless Table Modules

Seamless Table

Information	Article number	Image	Link to drawing	Weight	Description	Standard colour (CODE_S)	Mix/custom colour (CODE_C)
<p>These table modules are made of wood.</p> <p>See colour options on the colour guide. Price_S refers to standard colour and price_C to custom colour.</p> <p>Must be combined either with the Leaf Lamp Link Tree Stem or the Seamless Table Foundation for either the M or L Leaf Lamp Link Tree.</p> <p>It is possible to configure the Seamless Table without any Leaf Lamp Link Tree components. In this case, an in-house Green Designer will determine the intervals of space required between Table Stems to ensure proper stability of the entire configuration. They will also recommend which Stems that must be bolted to the ground because it is not possible to use the baseplate extension for the Stem of the Seamless Table.</p> <p>If there is power running through the Stem, floor bolting is always necessary.</p> <p>A setup fee applies for most customizations.</p> 	LLMT_WS_01_A			14 kg	Seamless Table Endpiece w Hole, 2 places	6,400 kr	6,900 kr
	LLMT_WS_01_B			14 kg	Seamless Table Endpiece, 2 places	6,400 kr	6,900 kr
	LLMT_WS_02_D			42 kg	Seamless Table 240 Straight w Hole, 8 places	19,700 kr	20,500 kr
	LLMT_WS_02_E			42 kg	Seamless Table 240 Straight, 8 places	19,700 kr	20,500 kr
	LLMT_WS_02_C_30			38 kg	Seamless Table 30°, 7 places	19,700 kr	20,500 kr
	LLMT_WS_02_A_30			38 kg	Seamless Table 30° w Hole Left, 7 places	19,700 kr	20,500 kr
	LLMT_WS_02_B_30			38 kg	Seamless Table 30° w Hole Right, 7 places	19,700 kr	20,500 kr
	LLMT_WS_02_XX			40 kg	Seamless Table Custom radius/angle	19,700 kr	20,500 kr
	LLMT_S			30 kg	Leaf Lamp Link Tree Stem (Required for Seamless Table)	28,300 kr	29,200 kr

Add-ons

Seamless Table

Information	Article number	Image	Link to drawing	Weight	Description	Price
<p>All trees come with a baseplate, which must be bolted to the ground (size M and L require bolting).</p> <p>If floor-bolting is not possible, the Baseplate must be bolted to the Baseplate Extension. The combined weight of both will serve to stabilize the tree.</p>	LLT01			96 kg	Leaf Lamp Baseplate Extension M/L For LLT230, LLMT230 and LLT300, LLMT300 (Only require if baseplate cannot be floor-bolted)	13,900 kr

Customization Charges

Seamless Tables

Information	Article number	Description	Price
<p>Discounts do not apply on Customization charges. For LL_CF1 and LL_CF2 customization charges cover a setup fee and are applied per order. All other customization charges are applied per customization.</p>	LL_CF1	Setup cost custom felt colour/mix	8,640 kr
	LL_CF2	Setup cost custom length rope/cord	5,535 kr
	CF1	Setup cost per custom wood colour (colour matching available)	8,640 kr
	CF3	Setup cost per custom colour metal (RAL)	8,640 kr
	LL_CF4	Setup cost per custom tree trunk height	8,640 kr
	LL_CF5	Setup cost seamless table per custom angle/length	8,640 kr

ACCESSORIES

Smart and sustainable	49
Recycle Bin	50
Planter	51
Planter Divider	52
Add-ons	54
Customization Charges	54

Smart and sustainable

Our accessories series of dividers, planters and recycle bins are designed to fit our seating series Ascent and Nova C. They also work very well as stand-alone products. The accessories are kept as simple as possible with few materials and substances.

The products need minimum maintenance, and at the end of their life, the products can be easily recycled. None needs to be disassembled.

PRODUCT

Nova C Back Circle
Planter Divider Circle

ART. NO



















NBAC1
A01B_15

152,000 SEK
44,800 SEK



Recycle Bin









Accessories – Recycle Bin, with inner container

Information	Article number	Image	Link to drawing	Weight	Description	Price
<p>These are very heavy-duty bins with weighted bottoms intended for high-traffic locations.</p> <p>There is an easily removable inner container to hold a bag. They stay in place and are easy to empty. The bins can stand alone or can be connected in groups with a simple screw.</p> <p>Bin Capacity: 80L / 21 gal</p> <p>Standard finish options:</p> <ol style="list-style-type: none"> Entire product in one colour Lid and bin in different colours <p>Custom patterns or logos can be cut out in the lid or the walls of the bin. Bins are available in standard colours; matte black (RAL 9005), matte white (RAL 9010), graphite grey (RAL 7024) and cloud silver (US only). If a colour other than this is desired, we refer to the RAL powder coat chart. Customization charge applies. Made of powder-coated steel.</p> <p>A setup fee applies for most customizations.</p>	A01A_1			126 kg	Recycle Bin Set of 3 (glass, paper, waste)	41,400 kr
	A01A_2			42 kg	Recycle Bin 'Glass' cut out on lid	14,200 kr
	A01A_3			42 kg	Recycle Bin 'Paper' cut out on lid	14,200 kr
	A01A_5			42 kg	Recycle Bin with lid in custom cut out	14,200 kr
	A01A_6			42 kg	Recycle Bin 'Waste' cut out on lid	14,200 kr
	A01A_7			42 kg	Recycle Bin 'Compost' cut out on lid	14,200 kr
	A01A_8			42 kg	Recycle Bin 'Metal' cut out on lid	14,200 kr
	A01A_9			42 kg	Recycle Bin 'Plastic' cut out on lid	14,200 kr
	A01A_10			42 kg	Recycle Bin 'Recycle' cut out on lid	14,200 kr























Planter

Accessories

Information	Article number	Image	Link to drawing	Weight	Description	Price
<p>Planters are water-tight and sold without a liner. Made of powder-coated steel. Planters are available in standard colours; matte black (RAL 9005), matte white (RAL 9010), graphite grey (RAL 7024) and cloud silver (US only). If a colour other than this is desired, we refer to the RAL powder coat chart.</p> <p>How to fill the planters: We recommend filling the whole planter with pumice gravel instead of soil. Pumice gravel will soak water all the way from the bottom and will accumulate a lot of water.</p> <p>Pumice gravel is different to Hydrograins, Hydrograins will not transport water all the way from the bottom - would need Mona Link irrigation system, ask your sales person for further information.</p> <p>An alternative to filling the planters is to place pots into the planter. If you have ordered standard deep planters the pots can be placed onto boxes or similar inside the planter. This solution needs more frequent watering but is more flexible when it comes to moving planters and to changing plants.</p> <p>When planting, do not use metal gardening equipment as this may damage the protecting layer of paint which could cause corrosion over the years.</p> <p>A setup fee applies for most customizations.</p>	A01B_5			25 kg	Planter Square, 159 L / 42 gal	11,900 kr
	A01B_6			36 kg	Planter Straight, 292 L / 77 gal	12,700 kr
	A01B_7			43 kg	Planter Curved 45°, 288 L / 76 gal	13,900 kr
	A01B_8			16 kg	Planter Slice, 80 L / 21 gal	12,000 kr

Planter Divider












Accessories

Information	Article number	Image	Link to drawing	Weight	Description	Price
<p>These planters fit behind Nova C Back or as a free-standing room divider.</p> <p>A01B_1 (Planter Divider Convex 45°) has a 90° curvature. It can be used by itself or combined with two Nova C Back Convex 45° modules. Planters are water-tight and sold without a liner. Made of powder-coated steel.</p> <p>Planter dividers are available in standard colours; matte black (RAL 9005), matte white (RAL 9010), graphite grey (RAL 7024) and cloud silver (US only). If a colour other than this is desired, we refer to the RAL powder coat chart.</p> <p>A01B_3 Planter Divider Straight comes with fasteners to bolt the planter divider to the floor for stabilisation.</p> <p>How to fill the planters: We recommend to fill the whole planter with pumice gravel instead of soil - pumice gravel will soak water all the way from the bottom, and will accumulate a lot of water -</p> <p>Pumice gravel is different to Hydrograins, Hydrograins will not transport water all the way from the bottom - would need Mona Link irrigation system, ask your sales person for further information.</p> <p>An alternative to filling the planters is to place pots into the planter. If you have ordered standard deep planters the pots can be placed onto boxes or similar inside the planter.</p> <p style="text-align: right;"><i>cont.</i></p>	A01B_1			49 kg	Planter Divider Convex 45°, 155 L / 41 gal	15,500 kr
	A01B_2			56 kg	Planter Divider Concave 45°, 292 L / 77 gal	15,500 kr
	A01B_3			39 kg	Planter Divider Straight, 220 L / 58 gal	13,100 kr
	A01B_20			46 kg	Planter Divider Wide Straight, 420 L / 111 gal	13,500 kr
	A01B_10			32 kg	Planter Divider Corner, 200 L / 53 gal	13,700 kr
	A01B_11			40 kg	Planter Divider Droplet, 260 L / 69 gal	17,400 kr
	A01B_12			29 kg	Planter Divider Donut, 183 L / 48 gal	14,400 kr
	A01B_19			29 kg	Planter Divider Half Donut, 91 L / 24 gal	12,800 kr
	A01B_13			46 kg	Planter Divider Crossroads 4 Small, 413 L / 109 gal	18,900 kr
	A01B_14			22 kg	Planter Divider Crossroads 3 Small, 65 L / 17 gal	12,100 kr

cont.

Planter Divider

cont. Accessories

Information	Article number	Image	Link to drawing	Weight	Description	Price
<p>cont.</p> <p>This solution needs more frequent watering but is more flexible when it comes to moving planters and to changing plants.</p> <p>When planting, do not use metal gardening equipment as this may damage the protecting layer of paint which could cause corrosion over the years.</p> <p>A setup fee applies for most customizations.</p>	A01B_21			56 kg	Planter Divider Crossroads 3 Large, 511 L / 135 gal	17,800 kr
	A01B_15			155 kg	Planter Divider Circle, 2470 L / 653 gal	44,800 kr
	A01B_16			51 kg	Planter Divider Eye, 331 L / 88 gal	18,700 kr
	A01B_17			43 kg	Planter Divider Half Eye, 165 L / 44 gal	17,900 kr
	A01B_18			42 kg	Planter Divider T-Connection, 200 L / 53 gal	18,900 kr
						

Add-ons

Accessories – Floor bolting

Information	Article number	Weight	Description	Price
Fasteners to bolt the planter divider to the floor for stabilisation. Included in A01B_3 Planter Divider Straight. Two fasteners per part number.	SP085	0,2 kg	L_Bracket Planter Divider	1,400 kr

Customization Charges

Accessories

Information	Article number	Description	Price
All customization charges cover a setup fee and are applied only once per order, per customization. Ex: An order with ten custom blue planters and five custom green planters will require two customization charges. Discounts do not apply on Customization charges.	CF2	Setup cost per custom angle/radius/length/height	8,640 kr
	CF3	Setup cost per custom colour metal (RAL)	8,640 kr
	CF4	Custom Laser-Cut Design	8,640 kr

The choice is yours

Legs and metal strips are made from steel, and wooden ribs are made from bent plywood with oak surface veneer. The metal parts are powder coated and the colours has zero chemicals on the SIN-list. We can provide almost any RAL colour for the metal parts.

All wooden parts are treated with an organic hard wax oil with 0% VOC and zero chemicals on the SIN-list. The hard wax oil is available in a wide range of colours. We provide 12 colours in our standard range but we can also provide a variation of custom colours.

[ASCENT COLOUR GUIDE](#)[NOVA C COLOUR GUIDE](#)[LEAF LAMP COLOUR GUIDE](#)[SEAMLESS TABLE COLOUR GUIDE](#)



**GREEN
FURNITURE
CONCEPT**